

Bendigo Managed Wholesale Funds

Index Funds

Quarterly fund update - March 2024

Investment approach

Each Fund invests via expert asset managers that specialise in index strategies that seek to track the performance of selected benchmarks as well as alternative assets and cash. Alternative assets and cash may or may not invest in index strategies. Sandhurst will invest each Fund's assets across a variety of asset classes in a manner that we believe will meet the investment return objective of each Fund. Each Fund aims to provide a total return after fees in excess of a stated percentage above inflation over a full market cycle (typically 7 to 10 years), where inflation is measured by the Australian Consumer Price Index (CPI).

Fund performance¹ as at 31 March 2024

Morningstar
Rating™
Overall²

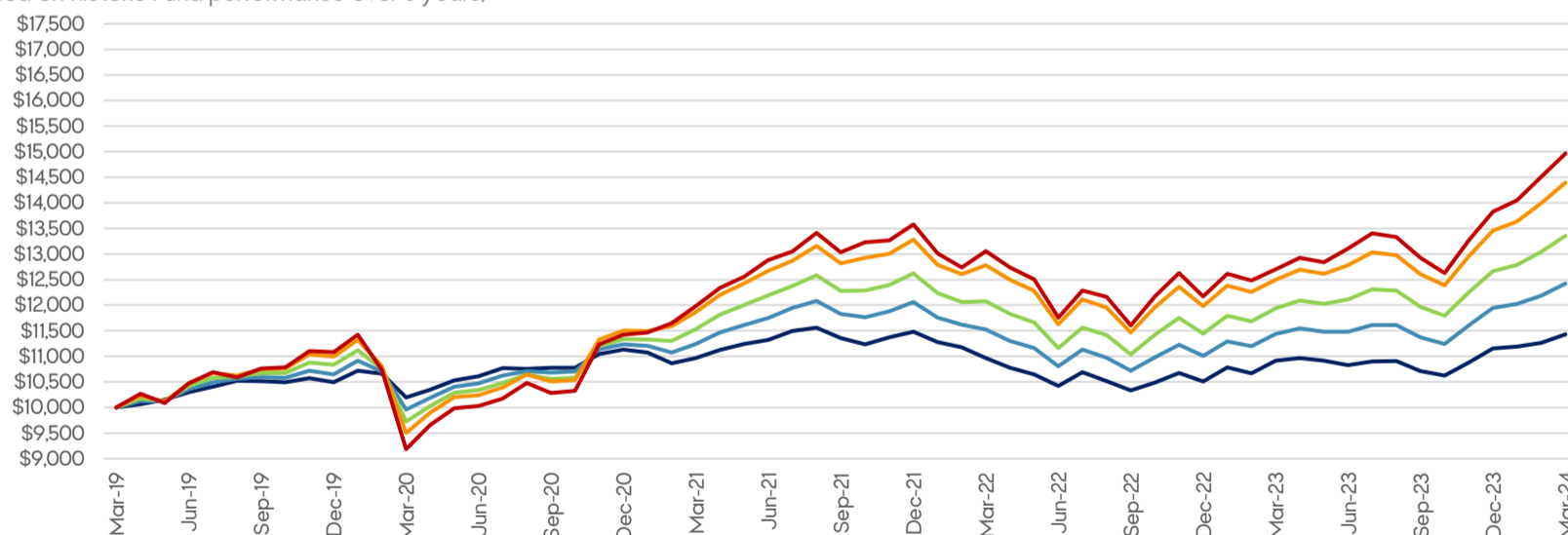
Morningstar
Category Rank
5 Year²

			3 months %	1 year %	3 years %p.a.	5 years %p.a.	Fund size \$m
Bendigo Defensive Index Fund	★★★★	3 / 16	2.48	4.71	1.40	2.71	\$59.63
<i>Peer Comparison</i>			2.23	6.09	1.83	3.02	
Bendigo Conservative Index Fund	★★★★★	2 / 96	4.00	8.65	3.39	4.43	\$369.64
<i>Peer Comparison</i>			3.15	7.64	2.99	3.25	
Bendigo Balanced Index Fund	★★★★	11 / 95	5.48	11.88	5.02	5.96	\$427.17
<i>Peer Comparison</i>			4.62	10.32	4.63	5.06	
Bendigo Growth Index Fund	★★★★	9 / 157	7.01	15.16	6.66	7.56	\$471.68
<i>Peer Comparison</i>			6.00	13.10	5.98	6.37	
Bendigo High Growth Index Fund	★★★★	46 / 101	8.22	17.81	7.70	8.40	\$95.83
<i>Peer Comparison</i>			8.13	17.73	8.25	8.58	

An example of how your investment grows

Growth of \$10,000 over 5 years¹

(Based on historic Fund performance over 5 years)

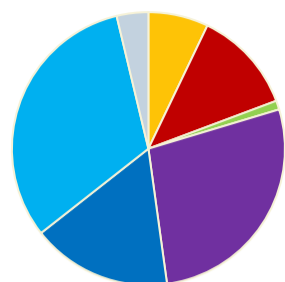


Fund Facts

	APIR Code	Fund inception date	Distribution frequency	Return objective	Recommended investment timeframe	Risk level	Management fees & costs ³	Buy / Sell spread ³
Bendigo Defensive Index Fund	STL0031 AU	30 Sept 2011	Half yearly	CPI + 1%	2 years +	Low	0.40% p.a.	+0.10%/-0.10%
Bendigo Conservative Index Fund	STL0032 AU	30 Sept 2011	Half yearly	CPI + 2%	3 years +	Low to medium	0.42% p.a.	+0.09%/-0.09%
Bendigo Balanced Index Fund	STL0033 AU	30 Sept 2011	Half yearly	CPI + 3%	4 years +	Medium	0.44% p.a.	+0.09%/-0.09%
Bendigo Growth Index Fund	STL0034 AU	30 Sept 2011	Half yearly	CPI + 4%	5 years +	Medium to high	0.46% p.a.	+0.09%/-0.09%
Bendigo High Growth Index Fund	STL0035 AU	30 Sept 2011	Half yearly	CPI + 5%	7 years +	High	0.47% p.a.	+0.09%/-0.09%

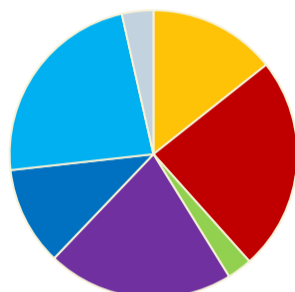
Asset allocation

Bendigo Defensive Index Fund



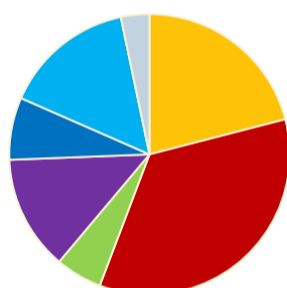
Aust Sh	7.1%
Int Sh	12.2%
Property & Infra	1.1%
Cash	27.5%
Int FI	16.6%
Aust FI	31.9%
Alternative	3.7%

Bendigo Conservative Index Fund



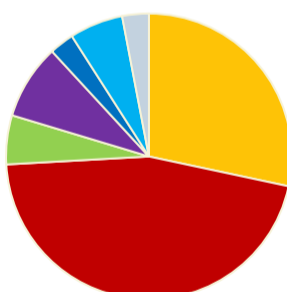
Aust Sh	14.3%
Int Sh	24.0%
Property & Infra	2.8%
Cash	20.9%
Int FI	11.1%
Aust FI	23.2%
Alternative	3.5%

Bendigo Balanced Index Fund



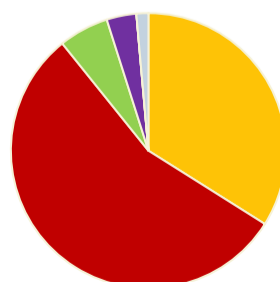
Aust Sh	21.0%
Int Sh	34.8%
Property & Infra	5.4%
Cash	13.3%
Int FI	7.2%
Aust FI	15.2%
Alternative	3.3%

Bendigo Growth Index Fund



Aust Sh	28.3%
Int Sh	45.8%
Property & Infra	5.5%
Cash	8.5%
Int FI	2.8%
Aust FI	6.1%
Alternative	3.0%

Bendigo High Growth Index Fund



Aust Sh	33.9%
Int Sh	55.3%
Property & Infra	5.9%
Cash	3.5%
Int FI	0.0%
Aust FI	0.0%
Alternative	1.4%

Unit prices

as at 31 March 2024	Application price	Withdrawal price
Bendigo Defensive Index Fund	\$1.13786	\$1.13558
Bendigo Conservative Index Fund	\$1.34478	\$1.34236
Bendigo Balanced Index Fund	\$1.52979	\$1.52704
Bendigo Growth Index Fund	\$1.78852	\$1.78530
Bendigo High Growth Index Fund	\$1.85074	\$1.84741

Quarterly commentary

Performance

Returns for the quarter were strong on an absolute and peer relative perspective. Equity markets drove the Funds higher as global central bank communication raised the hopes of rate cuts sooner, with the market swiftly pricing a high probability of a soft landing. A soft landing implies a return to average inflation, without a significant slowdown in the economy. Relative to the peer group, aiding performance was the Funds absence of unlisted assets in private equity, property and infrastructure, in which the pricing mechanism lags that of the listed market. The Funds tactical tilts in Japanese equities favourably benefited the Funds, with the Japanese Nikkei rising 20.7% over the quarter. The Funds underweight to global fixed income also aided returns. Japanese equities have been aided by a depreciating Japanese Yen, rising Japanese incomes and supportive monetary policy, in which are all factors that support earnings growth in the region.

Further aiding the Funds was the positioning in gold. An important feature of the Bendigo Diversified Funds relative to peers, is the inclusion of a gold exposure under the alternative's asset class. Gold provides great diversification to that of fixed income and equities, in which it covers a range of geopolitical and monetary risks.

Economic

The past quarter was a strong quarter for risk assets with Australian shares up 5.3% (S&P ASX 300 accumulation Index), global shares rose 10.1% (MSCI World Ex Australia Hedged AUD Total Return Index), gold was up 8.1%, while global fixed income fell -0.3% (Bloomberg Global Aggregate Total Return Index Hedged AUD) and Australian fixed income returned a modest 1.0% (Bloomberg AusBond Composite Index).

Risk assets have run sharply higher since last November. Driving the rally has been central bank communication regarding the possibility of sooner interest rate cuts, as well as favourable liquidity conditions. The backdrop relative to historical periods is one of high asset values and wealth, propped up by post covid stimulus. This combined with high global debt levels, results in markets that are highly sensitive to changes in interest rates and liquidity conditions. Over the past two years investments have experienced extreme volatility and we expect that looking forward central bank policy and government fiscal impacts will continue to amplify markets.

Throughout 2023, markets were favoured by falling inflation rates and surprisingly strong economic growth particularly in the US. Unlike many global regions, the US has been supported by excessive government fiscal support, combined with a consumer that is insensitive to rising interest rates given long term fixed mortgages. As a result, inflation in the US continues to be sticky and demand robust, with inflation measures for January and February indicating an acceleration in core inflation. Outside of the US a different story persists with weaker consumer demand experienced across Europe, the UK, Japan and Australia.

Within Australia, GDP growth has continued to fall, with the labour market softening. Without the effect of the current large immigration policy, Australia on a per capita basis is in a recession. Looking forward, an economic rebound can be expected in the event the RBA cash rate is reduced, in which markets, being forward looking, continue to front run.

Do you have any questions?

For further information contact us on 1800 634 969 or visit our website: www.bendigobank.com.au/managedfunds

Asset positioning commentary

Over the quarter the Funds held relatively tight positions to the neutral asset allocation of the Funds, however within asset classes material tilts have occurred at the sub asset class level. Overall, at the end of March our process indicates favourable conditions for equities, however valuations are high, and investors hold above average exposures to risk assets.

Australian Shares

Over the quarter the Funds held a slight underweight to Australian equities, with a bias to global equities. The Australian sharemarket is dominated by mining companies and banks. Relative to global peers, Australian banks are extremely overpriced, and offer little yield over cash investments.

The outlook for Australian miners is difficult to ascertain, given the high dependence on fiscal policy in China. Australian commodity producers provide good diversification benefits in an overall portfolio given the inflation protection dynamics embedded in commodity prices.



Slightly underweight

International Shares

We continue our slight bias to global equities over Australian stocks. Global shares offer greater earnings growth and is dominated by the world's greatest companies, not just Australia's. Over the period we have held an overweight to US and Japanese equities. Japan offers attractive returns given favourable valuations, low debt levels, and stimulatory domestic backdrop driven by falling Japanese Yen favouring Japanese exporters. Further monetary conditions remain stimulatory with interest rates held close to zero.



Slightly overweight

Property & Infrastructure

A favourable aspect of the Bendigo Funds relative to peers is the absence of unlisted property. Unlisted property faces several headwinds with high valuations, rising interest rates and falling demand for office property is likely to be drawn out drag in portfolios that hold these positions.

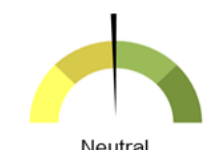
The Funds hold no exposure to listed property and currently hold a neutral exposure to listed infrastructure. We believe listed infrastructure does not face the same supply to demand issues to that of property. Further listed infrastructure on aggregate, has better inflation linked cash flows to that of property. Infrastructure provides diversification benefits in a portfolio due to its dependable cash flow stream.



Neutral

Fixed Income

Overall, we have held a neutral weight to fixed income, with material divergences within the fixed income asset class. The Funds have held an underweight to global fixed income, given less favourable currency hedged yields on offer to that of domestic fixed interest. The Funds hold an exposure to Australian Inflation Linked Bonds, which increases the diversification benefits within the Funds and further has held overweight positions in Australian investment grade credit which has offered attractive yields.



Neutral

Cash

Cash is used as a balancing item based on views of other asset classes.



Neutral

Footnotes

1. Fund performance figures are calculated before tax and after fees and costs; using withdrawal prices and assumes distributions are reinvested. Past performance is not an indication of future performance.
2. Morningstar rates mutual funds from one to five stars based on how well they've performed (after adjusting for risk) in comparison to similar funds. Within each Morningstar Category, the top 10% of funds receive five stars, the next 22.5% four stars, the middle 35% three stars, the next 22.5% two stars, and the bottom 10% receive one star. Funds are rated for up to three time periods—three-, five-, and 10 years—and these ratings are combined to produce an overall rating. Funds with less than three years of history are not rated. Ratings are objective, based entirely on a mathematical evaluation of past performance. They're a useful tool for identifying funds worthy of further research, but shouldn't be considered buy or sell recommendations.

Bendigo Defensive Index Fund received a 4-Star Overall Morningstar Rating™ out of 19 Multisector Conservative funds as of 31 March 2024. The Bendigo Defensive Index Fund returns were ranked 3 out of 16 Morningstar Multisector Conservative funds for 5 years to 31 March 2024. Source: www.morningstar.com.au/Funds/FundReport/19288

Bendigo Conservative Index Fund received a 5-Star Overall Morningstar Rating™ out of 104 Multisector Moderate funds as of 31 March 2024. The Bendigo Conservative Index Fund returns were ranked 2 out of 95 Morningstar Multisector Moderate funds for 5 years to 31 March 2024. Source: www.morningstar.com.au/Funds/FundReport/19289

Bendigo Balanced Index Fund received a 4-Star Overall Morningstar Rating™ out of 104 Multisector Balanced funds as of 31 March 2024. The Bendigo Balanced Index Fund returns were ranked 11 out of 95 Morningstar Multisector Balanced funds for 5 years to 31 March 2024. Source: www.morningstar.com.au/Funds/FundReport/19290

Bendigo Growth Index Fund received a 4-Star Overall Morningstar Rating™ out of 168 Multisector Growth funds as of 31 March 2024. The Bendigo Growth Index Fund returns were ranked 9 out of 157 Morningstar Multisector Growth funds for 5 years to 31 March 2024. Source: www.morningstar.com.au/Funds/FundReport/19291

Bendigo High Growth Index Fund received a 4-Star Overall Morningstar Rating™ out of 111 Multisector Aggressive funds as of 31 March 2024. The Bendigo High Growth Index Fund returns were ranked 46 out of 101 Morningstar Multisector Aggressive funds for 5 years to 31 March 2024. Source: www.morningstar.com.au/Funds/FundReport/19292

'Peer Comparison' performance refers to the performance of the relevant 'Morningstar Category' for the stated period. Investments are placed into Morningstar Categories based on their compositions and portfolio statistics so that investors can make meaningful comparisons. 'Morningstar Category Rank' is the Fund's performance rank relative to all funds in the same Morningstar Category.

© 2024 Morningstar, Inc. All rights reserved. Neither Morningstar, its affiliates, nor the content providers guarantee the data or content contained herein to be accurate, complete or timely nor will they have any liability for its use or distribution. This report or data has been prepared for clients of Morningstar Australasia Pty Ltd (ABN: 95 090 665 544, AFSL: 240892) and/or New Zealand wholesale clients of Morningstar Research Ltd, subsidiaries of Morningstar, Inc. Any general advice has been provided without reference to your financial objectives, situation or needs. For more information refer to our Financial Services Guide at www.morningstar.com.au/s/fsg.pdf. You should consider the advice in light of these matters and if applicable, the relevant Product Disclosure Statement before making any decision to invest. Morningstar's publications, ratings and products should be viewed as an additional investment resource, not as your sole source of information. Morningstar's full research reports are the source of any Morningstar Ratings and are available from Morningstar or your adviser. Past performance does not necessarily indicate a financial product's future performance. To obtain advice tailored to your situation, contact a financial adviser.

The Morningstar Rating is an assessment of a fund's past performance—based on both return and risk—which shows how similar investments compare with their competitors. A high rating alone is insufficient basis for an investment decision.

3. Management fees & costs are based on fees and costs incurred by the Fund in the past financial year and may be different in the current and future financial years. Other fees and costs may apply. See the Product Disclosure Statement for full details.

The managed funds detailed in this update (individually referred to as 'Fund' or collectively as 'Funds') are issued by Sandhurst Trustees Limited (Sandhurst) ABN 16 004 030 737 AFSL 237906 a subsidiary of Bendigo and Adelaide Bank Limited (the Bank) ABN 11 068 049 178 AFSL 237879. Sandhurst and the Bank receive remuneration on the issue of the Funds or the service they provide, full details of which are contained in the relevant Product Disclosure Statement (PDS). Investments in the Funds are not deposits with, guaranteed by, or liabilities of the Bank or any of its related entities. Economic and outlook forecasts are not guaranteed to occur. Sandhurst has prepared this document based on information available to it. The information and opinions provided in this document have not been verified and Sandhurst has no obligation to notify you in the event that any information or opinions change. No representation is made to the fairness and accuracy of the information, opinions and conclusions contained in this document. This update is provided by Sandhurst and contains general advice only. Please consider your situation and read the relevant PDS available at www.bendigobank.com.au/managedfundsforms, any Bendigo Bank branch or by phoning 1800 634 969 before making an investment decision.

For target market determination: www.bendigobank.com.au/TMD

The information is current as at 31 March 2024 (unless stated otherwise) and is subject to change without notice.

Sandhurst Trustees